

31 December 2015

# Fund Review



Butterfield

## SELECT INVEST FUND - GROWTH CLASS

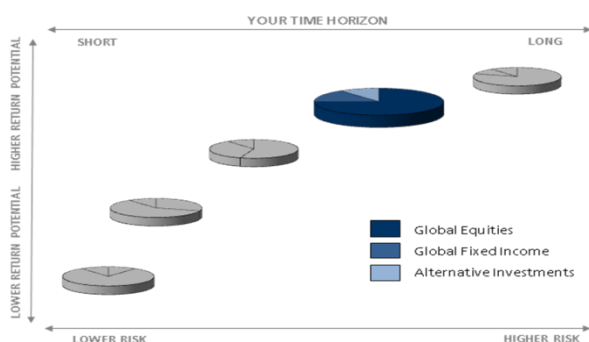
### OBJECTIVE

To offer a convenient vehicle for investing in an international portfolio of mutual funds, which are anticipated to provide the best opportunities for capital growth.

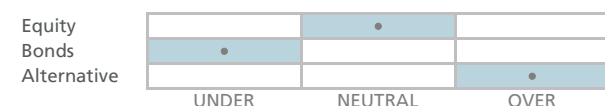
### INVESTMENT POLICY

To invest in allocations to the three classes of the Butterfield Select Fund. The Fund is not bound to any one particular fund management company and provides investors with a selection of highly rated mutual fund managers who excel in their field. Each of the underlying classes is managed through a quantitative and qualitative analysis to ensure performance is consistent and investment philosophy is sound.

### RISK PROFILE



### POSITIONING



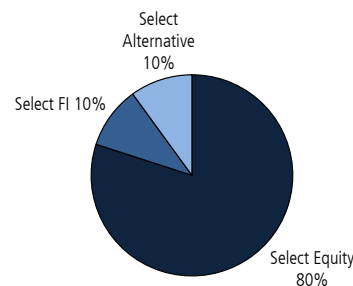
### FUND REVIEW

The **Butterfield Select Fund: Equity Class** returned 4.79% (net of fees) over the fourth quarter, less than the return of 5.50% in the MSCI World (Free) Index benchmark, which does not have fees associated with it. The relatively modest decline during the calendar year for both the Fund and the Index masks some very significant variations in the underlying country indices and much higher realised volatility. Looking forward, future equity market returns are likely to be muted by historical standards, but this is a similar story for returns from all other asset classes, including cash. Our method of selecting investment managers highlights those who can succeed in difficult markets like we are currently experiencing.

The **Butterfield Select Fund: Alternative Class** returned -1.62% over the fourth quarter, which was below the HFRX Global Index return of -0.61%. Although the full year ended with a negative absolute return, the Class outperformed its benchmark by 158 basis points. Overall hedge fund performance was modestly negative during the fourth quarter, whilst performance across strategies was mixed. Global Macro and Event Driven strategies were generally positive during the quarter, whilst the credit and commodity strategies exhibited the weakest performance. The equity and relative value strategies were approximately flat during the quarter.

The **Butterfield Select Fund: Global Fixed Income Class** returned -0.65%, net of fees, over the fourth quarter, which was higher than the -0.90% return of our 5-10 Year Merrill Lynch Index, which does not have fees associated with it. Bonds produced negative absolute returns, particularly in the shorter maturities as the Fed raised rates by 25 basis points in December. We continue to be positioned with less interest rate risk than our benchmark to preserve capital as rates continue higher. High grade credit markets outperformed Treasuries for the period, but lower quality bonds in BBB and lower ratings categories underperformed substantially. Our current credit exposure, which includes High Yield and Emerging Market Debt, had a difficult year as high yield underperformed high grade by a wide margin. We have held the position, as we still do not see a default scenario that produces negative returns over longer time periods.

### ASSET ALLOCATION



### TOP 10 HOLDINGS

Rank	Asset	Percentage
1.	ACI Global Growth Equity Fund	8.9%
2.	Wellington Global Opportunities Fund	8.6%
3.	MFS Global Equity Fund	8.2%
4.	Lazard US Concentrated	5.9%
5.	Schroders QEP Global Core Fund	5.7%
6.	BNY Mellon Long-Term Global Equity	5.5%
7.	Artisan US Value Fund	5.3%
8.	Morgan Stanley Global Brands Fund	5.1%
9.	DBX MSCI Europe ETF	4.6%
10.	iShares MSCI World ETF	4.3%

### Contact Information

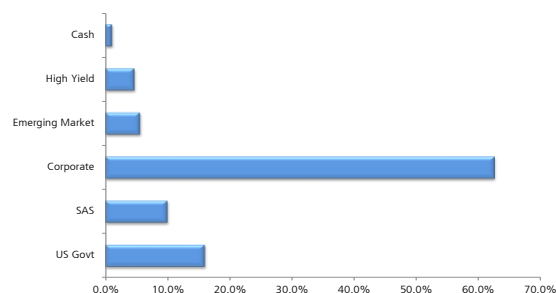
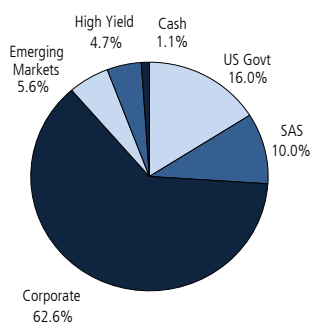
Butterfield Asset Management Limited | Tel (441) 299 3817

[www.butterfieldgroup.com](http://www.butterfieldgroup.com)

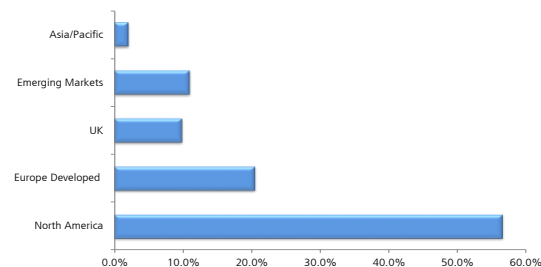
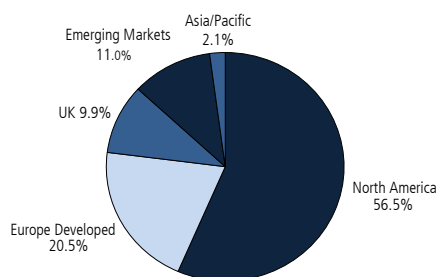
Past performance is not indicative of future performance. This document is for information purposes only and does not constitute an offer or solicitation of products or services where prohibited by applicable law. Further, this document is not intended to provide specific investment, financial, accounting, legal or tax advice and no reliance should be placed on the information it provides. Butterfield Asset Management Limited and Butterfield Bank (Cayman) Limited are each wholly-owned subsidiaries of The Bank of N.T. Butterfield & Son Limited. Butterfield Asset Management Limited is licensed to conduct investment business by the Bermuda Monetary Authority. Butterfield Bank (Cayman) Limited is licensed to conduct securities investment business by the Cayman Islands Monetary Authority.



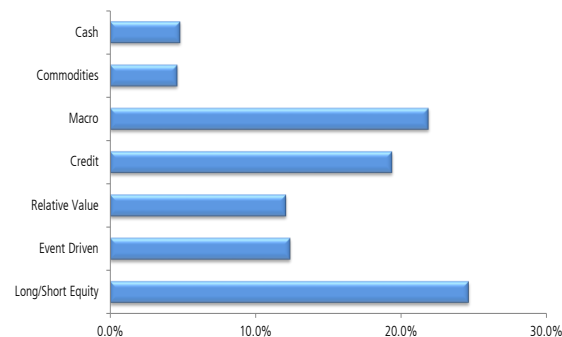
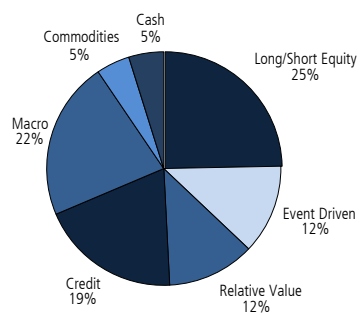
### FIXED INCOME ALLOCATION



### EQUITY SECTOR ALLOCATION



### ALTERNATIVE STRATEGY ALLOCATION



### GENERAL INFORMATION

Currency: USD	Fiscal Year End: 30 June
Valuation: Thursday	Min. Investment: USD 1,000
Dealings: Friday	Total Expense Ratio: 1.06%
Front End Fee: None	Size of Fund (millions): USD 2.3
Units Available: Accumulation	NAV per share (31.12.2015): USD 11.74
Identifier:	BSIFIGR BH

### AVERAGE ANNUAL COMPOUND RETURNS

3 Month	YTD	1 Year	3 Year	Incept 3/1/12
3.25%	-3.45%	-3.45%	6.65%	4.30%

### BENCHMARK

80% MSCI World, 10% BofA Merrill 5-10 Yr US Gov/Corp AAA-A Rated, 10% HFRX Global Hedge Fund