

31 March 2013

# Fund Review



Butterfield

## SELECT INVEST-CAUTIOUS FUND

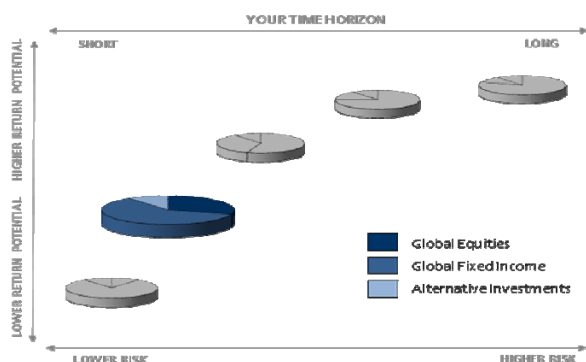
### OBJECTIVE

To offer a convenient vehicle for investing in an international portfolio of equity mutual funds, which are anticipated to provide the best opportunities for capital growth.

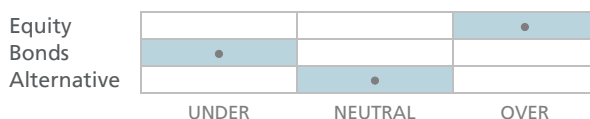
### INVESTMENT POLICY

To invest in various allocations of the three classes of the Butterfield Select Fund. The latter is not bound to any one particular fund management company and provides investors with a selection highly rated mutual fund managers who excel in their field. Each of the underlying classes is managed through a quantitative and qualitative analysis to ensure performance is consistent and investment philosophy is sound.

### RISK PROFILE



### POSITIONING



### FUND REVIEW

The 10 year US Treasury yield ended March at 1.85%, which was only 2 bp lower than February. Credit markets were roughly unchanged over the period as well, so any return earned this month would simply be coupon interest. Over the last several months we have continued to reduce our reliance on external Funds, in favor of holding individual fixed income securities and this trend continued in March. The low-volatility month in fixed income was interesting, given the news flow out of Cyprus, but subsequent to month-end we have seen lower US Treasury yields.

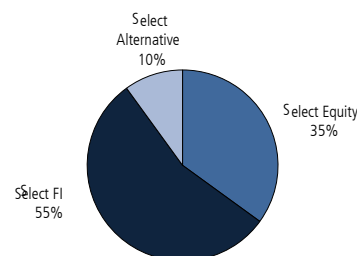
The Butterfield Select Equity Fund has returned 2.65% and 7.88% for the month and quarter, respectively. Overall, equity markets performed well during Q1 and in particular US equity markets responded well with their best quarter since 1998, gaining over

10% and the Dow and S&P reaching new highs. Europe continues to disappoint economically and European equities have lagged recently with the MSCI Euro Area index underperforming its global benchmark by 9% since late January.

We remain overweight US equities where the cyclical outlook for the economy remains sound for the medium term. The combination of a strengthening housing market, progress in deleveraging of household balance sheets and less fiscal drag should push growth above trend by the middle of next year. However, given the market bullish sentiment remains stretched and the volatility index is low, equities might be vulnerable to a near term correction.

The return for Butterfield Select Alternative was flat for March month-end. The contribution was evenly split between the long/short equity, event driven, credit and macro strategies. Despite a strong month for risk-assets, the Portfolio's more defensive strategies (credit and macro) generated positive returns and continue to provide strong downside protection. Within macro, profits were made across several asset class, most notable currencies. In the credit strategy, returns were driven by both structured credit and several idiosyncratic situations. On balance, most strategies and managers produced positive returns but given this is a balanced portfolio and it has a significant allocation of non-equity risk the portfolio trailed the MSCI World and the HFRX Global Index.

### ASSET ALLOCATION



### TOP 10 HOLDINGS

1.	PIMCO Global Inv Grade-Ins	6.2
2.	Legg Mason Global Funds	4.5
3.	Vanguard Inv GRD IDX	4.1
4.	Ishares Markit Iboxx \$ High Yield ETF	3.9
5.	Berkshire Hathaway	2.5
6.	Federal Express	2.1
7.	Met Life Global Funding – (144A)	2.1
8.	Citigroup	2.0
9.	Goldman Sachs Group	2.0
10.	Butterfield Money Market USD B	2.0

### Contact Information

Butterfield Asset Management Limited | Tel (441) 299 3817

[www.butterfieldgroup.com](http://www.butterfieldgroup.com)

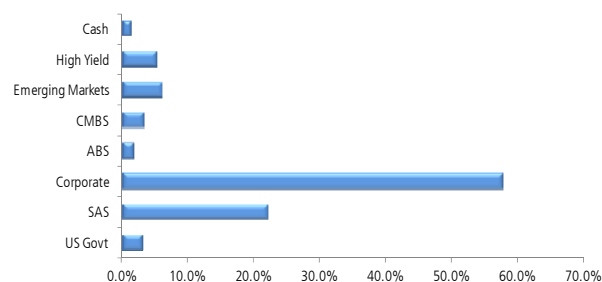
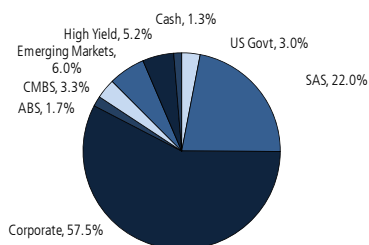
Butterfield Asset Management Limited is a wholly owned subsidiary of The Bank of N.T. Butterfield & Son Limited and is licensed to conduct Investment business by the Bermuda Monetary Authority and the Cayman Islands Monetary Authority. Past performance is not indicative of future performance. This document is for information purposes only and does not constitute an offer or solicitation of products or services where prohibited by Law. The information contained herein is not intended as specific investment, financial, accounting, legal or tax advice and the Bank will accept no responsibility for any reliance on the information contained herein. More comprehensive information is available upon request.

© 2013, The Bank of N.T. Butterfield & Son Limited

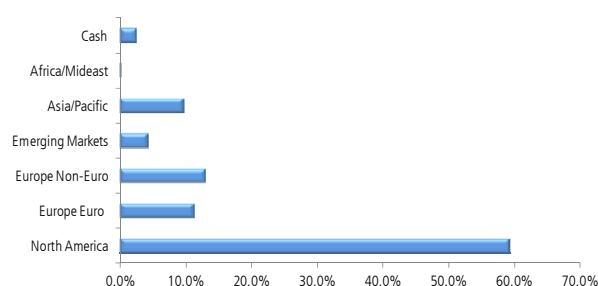
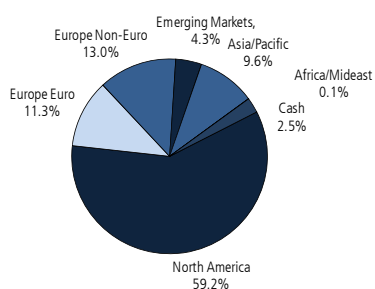
REV.15.05.13



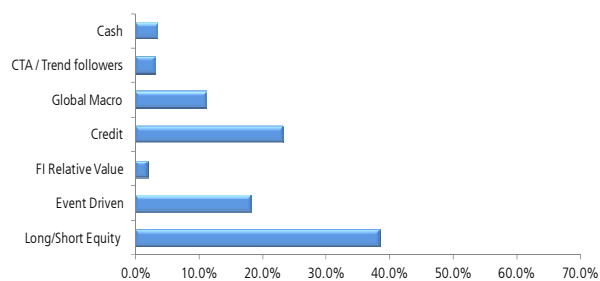
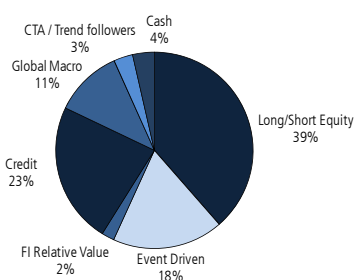
### FIXED INCOME ALLOCATION



### EQUITY ALLOCATION



### ALTERNATIVE STRATEGY ALLOCATION



### GENERAL INFORMATION

Currency: USD	Fiscal Year End: 30 June
	Min. Investment: USD 1,000
Dealings: Friday	Total Expense Ratio: n/a
Front End Fee: None	Size of Fund (millions): USD 2.44m
Units Available: Accumulation	NAV per share (31.03.2013): USD 11.27
Identifier:	

### AVERAGE ANNUAL COMPOUND RETURNS

1 Month	3 Months	6 Months	1 Year
1.08%	2.55%	3.49%	6.13%

### BENCHMARK

60%MLUS Gov/Corp A Rated 25% MSCI World 15% HFR Diversified Hedge